




This streamlined, anti-static, moisture-wicking pant has a comfortable waistband and flattering leg seaming details.

- 100% polyester
- Wide elastic waistband with covered exterior drawcord
- Side pockets
- Straight legs
- Open hem cuffs


Due to the nature of 100% polyester performance fabrics, special care must be taken throughout the printing process.

CARE INSTRUCTIONS

Machine wash cold with like colors. Do not use softener. Remove promptly. Do not bleach. Tumble dry low. Cool iron if necessary.

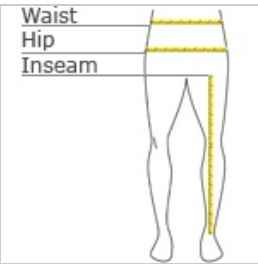


front



back

HOW TO MEASURE



WAIST

Measure at the natural waist, and keep tape comfortably loose.

HIPS

Stand with heels together, and measure around the fullest part of the hips.

INSEAM

Measure a similar style pant that fits well and is the desired length. Measure from the crotch seam to the hem.

SIZE CHART

	XS	S	M	L	XL	XXL	3XL	4XL
Size	2	4/6	8/10	12/14	16/18	20/22	24/26	28/30
Waist	24-26	27-28	29-30	31-33	34-36	37-39	40-43	44-47
Hip	34-36	37-38	39-40	41-43	44-46	47-49	50-53	54-57
Inseam	30 1/2	31	31 1/2	32	32 1/2	33	33	33

COLOR INFORMATION

